



# ACCESSING YOUR COURSE MATERIALS



Login to your UWYO course and click on the Modules link on the left hand side

The screenshot displays a course management interface. At the top, the breadcrumb navigation reads "Test Redshelf Course > Modules". In the top right corner, there are two buttons: "View Progress" and "+ Module". The left sidebar contains a vertical list of navigation options: Account, Dashboard, Courses & Groups, Calendar, Inbox, Commons, Help, Library, and Academic Help. The main content area shows a "Course Bookshelf" section with a "RedShelf eBooks" item. The "Modules" link in the sidebar is highlighted with a red rectangular box, and a mouse cursor is positioned over it.



To view your Course Materials, click on the RedShelf link

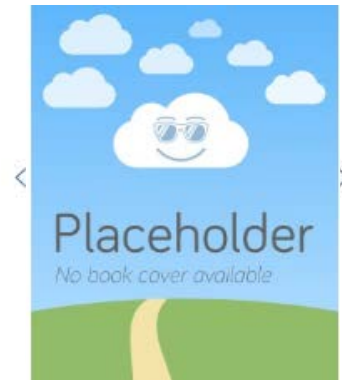
The screenshot shows a web interface for a course. On the left is a vertical sidebar with a dark background and white icons and text for navigation: Account, Dashboard, Courses & Groups, Calendar, Inbox, Commons, Help, Library, and Academic Help. The main content area has a white background. At the top left of this area is a hamburger menu icon followed by the text 'Test Redshelf Course > Modules'. On the top right are two buttons: 'View Progress' and '+ Module'. Below this is a 'Course Bookshelf' section with a dropdown arrow, a green checkmark, a plus sign, and a gear icon. A red rectangular box highlights a row in the bookshelf containing a list icon, a green link icon, and the text 'RedShelf eBooks'. To the right of this row are another green checkmark and a gear icon. The 'Modules' option in the sidebar is highlighted with a white mouse cursor.



To access, click “View Course Materials”

## My Courses

### TEST COURSE EXAMPLE



[View Course Materials](#)

for this course. If you have any additional questions, please contact your course administrator.



To access material, click “Acquire Code” and follow the instructions

## Test Course Example

< My Courses

### DEMO ACCESS CODE



Please click the 'Acquire Code' button to retrieve the redemption code for this product.

Acquire Code

I want to opt out of access to all required materials for this course

[Privacy Notice](#)



To access your product, copy the code and follow the instructions posted below.

< My Courses

### DEMO ACCESS CODE



#### This is your publisher access code

**unique-iac-example-26**

Use this code to access content on the publisher's website.

To register and activate your Cengage account, simply follow these easy steps:

1. Click the button below to go to the Cengage course web address.
2. Enter the access code provided above and click "Register".

[Redeem Now On Publisher's Website](#)



To opt-out click the grey “I want to opt out” button at the bottom of the page.

## DEMO ACCESS CODE



### This is your publisher access code

**PPCCOURSEDEM132**

Use this code to access content on the publisher's website.

To register and activate your LearnSmart account, simply follow these easy steps:


1. Click the button below to go to the LearnSmart course web address.
2. Click on the link to register.
3. When prompted, enter the access code provided above and click "Submit".
4. Complete the brief registration form that follows.

[Redeem Now On Publisher's Website](#)

[I want to opt out of access to all required materials for this course](#)



Type OPTOUT in the box and select your reasoning before clicking the grey “Opt out of all...” button. You will have until 9/5/17 to opt-out.

 **Opting out of course material access** ⓧ

Are you sure? After opting out, you will no longer be able to access the materials required for this course at the price provided by your institution.

Before opting-out of your content we encourage you to consult with your instructor. The required materials may include quizzes and exams needed to pass your course.

You can opt back in any time before the add / drop deadline (July 10, 2017) for this course.

To continue, type **OPTOUT** below:

**Please Select a reason why you are opting out of access to this course's materials.**

Select Reason.. ▼

Opt out of all required materials for this course

Nevermind, I want to continue my access

I want to opt out of access to all required materials for this course






If you decide to opt back in follow all of the above steps and click the “Opt in Now” button. You will have until 9/5/17 to opt back in.

## Test Course Example

### DEMO ACCESS CODE

 You are currently opted out of the required materials for this course.

[Opt In Now](#)



**You are currently opted out of access code availability for this course.**