

# ECON 5350 Class Notes

## Nonlinear Regression Models

### 1 Introduction

In this section, we examine regression models that are nonlinear in the parameters and give a brief overview of methods to estimate such models.

### 2 Nonlinear Regression Models

The general form of the nonlinear regression model is

$$y_i = h(x_i, \beta, \epsilon_i), \tag{1}$$

which is more commonly written in a form with an additive error term

$$y_i = h(x_i, \beta) + \epsilon_i. \tag{2}$$

Below are two examples

1.  $h(x_i, \beta, \epsilon_i) = \beta_0 x_{1i}^{\beta_1} x_{2i}^{\beta_2} \exp(\epsilon_i)$ . This is an intrinsically linear model because by taking natural logarithms, we get a model that is linear in the parameters,  $\ln(y_i) = \beta_0 + \beta_1 \ln(x_{1i}) + \beta_2 \ln(x_{2i}) + \epsilon_i$ . This can be estimated with standard linear procedures such as OLS.
2.  $h(x_i, \beta) = \beta_0 x_{1i}^{\beta_1} x_{2i}^{\beta_2}$ . Since the error term in (2) is additive, there is no transformation that will produce a linear model. This is an intrinsically nonlinear model (i.e., the relevant first-order conditions are nonlinear in the parameters). Below we consider two methods for estimating such a model – linearizing the underlying regression model and nonlinear optimization of the objective function.

#### 2.1 Linearized Regression Model and the Gauss-Newton Algorithm

Consider a first-order Taylor series approximation of the regression model around  $\beta_0$

$$y_i = h(x_i, \beta) + \epsilon_i \simeq h(x_i, \beta_0) + g(x_i, \beta_0)(\beta - \beta_0) + \epsilon_i$$

where

$$g(x_i, \beta_0) = (\partial h / \partial \beta_1 |_{\beta = \beta_0}, \dots, \partial h / \partial \beta_k |_{\beta = \beta_0}).$$

Collecting terms and rearranging gives

$$Y^0 = X^0\beta + \epsilon^0$$

where

$$\begin{aligned} Y^0 &\equiv Y - h(X, \beta_0) + g(X, \beta_0)\beta_0 \\ X^0 &\equiv g(X, \beta_0). \end{aligned}$$

The matrix  $X^0$  is called the pseudoregressor matrix. Note also that  $\epsilon^0$  will include higher-order approximation errors.

### 2.1.1 Gauss-Newton Algorithm

Given an initial value for  $\beta_0$ , we can estimate  $\beta$  with the following iterative LS procedure

$$\begin{aligned} b_{t+1} &= [X^0(b_t)'X^0(b_t)]^{-1}[X^0(b_t)'Y^0(b_t)] \\ &= [X^0(b_t)'X^0(b_t)]^{-1}[X^0(b_t)'(X^0(b_t)b_t + e_t^0)] \\ &= b_t + [X^0(b_t)'X^0(b_t)]^{-1}X^0(b_t)'e_t^0 \\ &= b_t + W_t\lambda_t g_t \end{aligned}$$

where  $W_t = [2X^0(b_t)'X^0(b_t)]^{-1}$ ,  $\lambda_t = 1$  and  $g_t = 2X^0(b_t)'e_t^0$ . The iterations continue until the difference between  $b_{t+1}$  and  $b_t$  is sufficiently small. This is called the Gauss-Newton algorithm. Interpretations for  $W_t$ ,  $\lambda_t$  and  $g_t$  will be given below. A consistent estimator of  $\sigma^2$  is

$$s^2 = \frac{1}{n-k} \sum_{i=1}^n (y_i - h(x_i, b))^2.$$

### 2.1.2 Properties of the NLS Estimator

Only asymptotic results are available for this estimator. Assuming that the pseudoregressors are well-behaved (i.e.,  $\text{plim} \frac{1}{n} X^{0r} X^0 = Q^0$ , a finite positive definite matrix), then we can apply the CLT to show that

$$b \stackrel{asy}{\sim} N[\beta, \frac{\sigma^2}{n}(Q^0)^{-1}],$$

where the estimate of  $\frac{\sigma^2}{n}(Q^0)^{-1}$  is  $s^2(X^{0r}X^0)^{-1}$ .

### 2.1.3 Notes

1. Depending on the initial value,  $b_0$ , the Gauss-Newton algorithm can lead to a local (as opposed to global) minimum or head off on a divergent path.
2. The standard  $R^2$  formula may produce a goodness-of-fit value outside the interval  $[0, 1]$ .
3. Extensions of the J test are available that allow one to test nonlinear versus linear models.
4. Hypothesis testing is only valid asymptotically.

## 2.2 Hypothesis Testing

Consider testing the hypothesis  $H_0: R(\beta) = q$ . Below are four tests that are asymptotically equivalent.

### 2.2.1 Asymptotic F test.

Begin by letting  $S(b) = (Y - h(X, b))'(Y - h(X, b))$  be the sum of square residuals evaluated at the unrestricted NLS estimate. Also, let  $S(b_*)$  be the corresponding measure evaluated at the restricted estimate. The standard F formula gives

$$F = \frac{[S(b_*) - S(b)]/J}{S(b)/(n - k)}.$$

Under the null hypothesis,  $JF \overset{asy}{\sim} \chi^2(J)$ .

### 2.2.2 Wald Test.

The nonlinear counterpart to the Wald statistic is

$$W = [R(b) - q]'[C\hat{V}C']^{-1}[R(b) - q] \overset{asy}{\sim} \chi^2(J)$$

where  $\hat{V} = \hat{\sigma}^2(X'X)^{-1}$ ,  $C = \partial R(b)/\partial b$  and  $\hat{\sigma}^2 = S(b)/n$ .

### 2.2.3 Likelihood Ratio Test.

Assume  $\epsilon \sim N(0, \sigma^2 I)$ . The likelihood ratio statistic is

$$LR = -2[\ln(L_*) - \ln(L)] \overset{asy}{\sim} \chi^2(J)$$

where  $\ln(L)$  and  $\ln(L_*)$  are the unrestricted and restricted (log) likelihood values respectively.

### 2.2.4 Lagrange Multiplier Test.

The LM statistic is based solely on the restricted model. Occasionally, by imposing the restriction  $R(\beta) = q$ , it may change an intrinsically nonlinear model into an intrinsically linear one. The LM statistic is

$$\begin{aligned} LM &= \frac{e_*' X_*^0 [X_*^{0'} X_*^0]^{-1} X_*^{0'} e_*}{S(b_*)/n} \\ &= \frac{e_*' X_*^0 \tilde{b}}{S(b_*)/n} = n \frac{\widetilde{ESS}}{\widetilde{TSS}} = n \tilde{R}^2 \overset{asy}{\approx} \chi^2(J) \end{aligned}$$

where  $e_* = Y - h(X, b_*)$ ,  $X_*^0 = g(X, b_*)$ ,  $\tilde{b}$  is the estimated coefficient of  $e_*$  on  $X_*^0$  and  $\tilde{R}^2$  is the coefficient of determination of  $e_*$  on  $X_*^0$ .

## 3 Brief Overview of Nonlinear Optimization Techniques

An alternative method for estimating the parameters of equation (2) is to apply nonlinear optimization techniques directly to the first-order conditions. Consider the NLS problem of minimizing

$$S(b) = \sum_{i=1}^n e_i^2 = \sum_{i=1}^n (y_i - h(x_i, b))^2.$$

The first-order conditions produce

$$\frac{\partial S(b)}{\partial b} = -2 \sum_{i=1}^n (y_i - h(x_i, b)) \frac{\partial h(x_i, b)}{\partial b} = 0, \quad (3)$$

which is generally nonlinear in the parameters and does not have a nice closed-form, analytical solution.

The methods outlined below can be used to solve the set of equations (3).

### 3.1 Introduction

Consider the function  $f(\theta) = a + b\theta + c\theta^2$ . The first-order condition for minimization is

$$\frac{df(\theta)}{d\theta} = b + 2c\theta = 0 \implies \theta^* = -b/2c.$$

This is considered a linear optimization problem even though the objective function is nonlinear in the parameters. Alternatively, consider the objective function  $f(\theta) = a + b\theta^2 + c \ln(\theta)$ . The first-order condition for minimization is

$$\frac{df(\theta)}{d\theta} = 2b\theta + \frac{c}{\theta} = 0.$$

This is considered a nonlinear optimization problem.

Here is a general outline of how to solve the nonlinear optimization problem. Let  $\theta$  be the parameter vector,  $\Delta$  the directional vector and  $\lambda$  the step length.

Procedure.

1. Specify  $\theta_0$  and  $\Delta_0$ .
2. Determine  $\lambda$ .
3. Compute  $\theta_{t+1} = \theta_t + \lambda_t \Delta_t$ .
4. Convergence criterion satisfied?
  - Yes  $\rightarrow$  Exit.
  - No  $\rightarrow$  Update  $t = t + 1$ , compute  $\Delta_t$  and return to #2.

There are two general types of nonlinear optimization algorithms – those that do not involve derivatives and those that do.

### 3.2 Derivative-Free Methods

Derivative-free algorithms are used when the number of parameters are small, analytical derivatives are difficult to calculate or seed values are needed for other algorithms.

1. Grid search. This is a trial-and-error method that is typically not feasible for more than two parameters. It can be a useful means to find starting values for other algorithms.
2. Direct search methods. Using the iterative algorithm  $\theta_{t+1} = \theta_t + \lambda_t \Delta_t$ , a search is performed in  $m$  directions:  $\Delta_1, \dots, \Delta_m$ .  $\lambda_t$  is chosen to ensure that  $G(\theta_{t+1}) > G(\theta_t)$ .
3. Other methods. Simplex algorithm and simulated annealing are examples of other derivative-free methods.

### 3.3 Gradient Methods

The goal is to choose a directional vector  $\Delta_t$  to go uphill (for a max) and an appropriate step length  $\lambda_t$ . Too big a step may overshoot a max and too small a step may be inefficient. (See Figures 5.3 and 5.4 attached.) With this in mind, consider choosing  $\lambda_t$  such that the objective function increases (i.e.,  $G(\theta_{t+1}) > G(\theta_t)$ ). The relevant derivative is

$$\frac{dG(\theta_t + \lambda_t \Delta_t)}{d\lambda_t} = g'_t \Delta_t$$

where  $g_t = dG(\theta_{t+1})/d\theta_{t+1}$ . If we let  $\Delta_t = W_t g_t$ , where  $W_t$  is a positive definite matrix, then we know that

$$\frac{dG(\theta_t + \lambda_t \Delta_t)}{d\lambda_t} = g_t' W_t g_t \geq 0.$$

As a result, almost all algorithms take the general form

$$\theta_{t+1} = \theta_t + \lambda_t W_t g_t$$

where  $\lambda_t$  is the step length,  $W_t$  is a weighting matrix, and  $g_t$  is the gradient. The Gauss-Newton algorithm above could be written in this general form. Here are examples of some other algorithms.

1. Steepest Ascent.

- $W_t = I$  so  $\Delta_t = g_t$ .
- An optimal line search produces  $\lambda_t = -g_t' g_t / (g_t' H g_t)$ .
- Therefore, the algorithm is  $\theta_{t+1} = \theta_t - [g_t' g_t / (g_t' H g_t)] g_t$ .
- This method has the drawbacks that (a) it can be slow to converge, especially on long narrow ridges and (b)  $H$  can be difficult to calculate.

2. Newton's Method (aka Newton-Raphson).

- Newton's method can be motivated by taking a Taylor series approximation (around  $\theta_0$ ) of the gradient and setting equal to zero. This gives  $g(\theta_t) \simeq g(\theta_0) + H(\theta_0)[\theta_t - \theta_0]$ . Rearranging, produces  $\theta_t = \theta_0 - H^{-1}(\theta_0)g(\theta_0)$ .
- Therefore,  $W_t = -H^{-1}$  and  $\lambda_t = 1$ .
- Very popular and works well in many settings.
- Hessian can be difficult to calculate or positive definite if far from optimum.
- Newton's method will reach the optimum in one step if  $G(\theta_t)$  is quadratic.

3. Quadratic Hill Climbing.

- $W_t = -(H(\theta_t) - \alpha I)^{-1}$ , where  $\alpha > 0$  is chosen to ensure that  $W_t$  is positive definite.

4. Davidson-Fletcher-Powell (DFP).

- $W_{t+1} = W_t + E_t$ , where  $E_t$  is a positive definite matrix.
- $E_t = \frac{(\lambda_t \Delta_t)(\lambda_t \Delta_t)'}{(\lambda_t \Delta_t)'(g_t - g_{t-1})} + \frac{W_t(g_t - g_{t-1})(g_t - g_{t-1})'W_t}{(g_t - g_{t-1})'W_t(g_t - g_{t-1})}$ .
- Notice that no second derivatives (i.e.,  $H(\theta_t)$ ) are required.

- Choose  $W_0 = I$ .

5. Method of Scoring.

- $W_t = -\left(E\left(\frac{\partial^2 \ln(L)}{\partial \theta \partial \theta'}\right)\right)^{-1}$ .

6. BHHH or Outer Product of the Gradients.

- $W_t = (g(\theta_t)g(\theta_t)')^{-1}$  is an estimate of  $-H^{-1}(\theta_t) = -\left(\frac{\partial^2 \ln(L)}{\partial \theta \partial \theta'}\right)^{-1}$ .
- $W_t$  is always positive definite.
- Only requires first derivatives.

Notes.

1. Nonlinear optimization with constraints. There are several options such as forming a Lagrangian function, substituting the constraint directly into the objective and imposing arbitrary penalties into the objective function.
2. Assessing convergence.
  - The usual choice of convergence criterion is  $G$  or  $\theta$ .
  - Sometimes these methods can be sensitive to the scaling of the function.
  - Belsley suggests using  $g'H^{-1}g$  as the criterion, which removes the units of measurement.
3. The biggest problem in nonlinear optimization is making sure the solution is a global, as opposed to local, optimum. The above methods work well for globally concave (convex) functions.

### 3.4 Examples of Newton's Method

Here are two numerical examples of Newton's method.

1. Example #1. A sample of data ( $n = 20$ ) was generated from the intrinsically nonlinear regression model

$$y_t = \theta_1 + \theta_2 x_{2t} + \theta_2^2 x_{3t} + \epsilon_t,$$

where  $\theta_1 = \theta_2 = 1$ . The objective is to minimize the function

$$G(\theta_1, \theta_2) = (y - h(\theta_1, \theta_2))'(y - h(\theta_1, \theta_2))$$

where  $h(\theta_1, \theta_2) = \theta_1 + \theta_2 x_{2t} + \theta_2^2 x_{3t}$ . See Figure B.2 and Table B.3 (attached) to see how Newton's method performs for three different initial values.

2. Example #2. The objective is to minimize

$$G(\theta) = \theta^3 - 3\theta^2 + 5.$$

The gradient and Hessian are given by

$$g(\theta) = 3\theta^2 - 6\theta = 3\theta(\theta - 2)$$

$$H(\theta) = 6\theta - 6 = 6(\theta - 1).$$

Substituting these into Newton's algorithm gives

$$\theta_{t+1} = \theta_t - \frac{3\theta_t(\theta_t - 2)}{6(\theta_t - 1)} = \theta_t - \frac{\theta_t(\theta_t - 2)}{2(\theta_t - 1)}.$$

Now consider two different starting values  $\theta_0 = 1.5$  and  $\theta_0 = 0.5$ .

Starting Value $\theta_0 = 1.5$	Starting Value $\theta_0 = 0.5$
$\theta_1 = 1.5 - \frac{(1.5)(-0.5)}{2(0.5)} = 2.25$	$\theta_1 = 0.5 - \frac{(0.5)(-1.5)}{2(-0.5)} = -0.25$
$\theta_2 = 2.25 - \frac{(2.25)(0.25)}{2(1.25)} = 2.025$	$\theta_2 = -0.25 - \frac{(-0.25)(-2.25)}{2(-1.25)} = -0.025$
$\theta_3 = 2.025 - \frac{(2.025)(0.025)}{2(1.025)} = 2.0003$	$\theta_3 = -0.025 - \frac{(-0.025)(-2.025)}{2(-1.025)} = -0.0003.$

This examples highlights the fact that, at least for objective functions that are not globally concave (or convex), the choice of starting values is an important aspect of nonlinear optimization.

## 4 MATLAB Example

In this example, we are going to estimate the parameters of an intrinsically nonlinear Cobb-Douglas production function

$$Q_t = \beta_1 L_t^{\beta_2} K_t^{\beta_3} + \epsilon_t$$

using Gauss-Newton and Newton's method, as well as test for constant returns to scale (see [MATLAB example 14](#)).

For Gauss-Newton, the relevant gradient vector is

$$g(X, \beta^0) = \{L_t^{\beta_2^0} K_t^{\beta_3^0}, \ln(L_t)\beta_1^0 L_t^{\beta_2^0} K_t^{\beta_3^0}, \ln(K_t)\beta_1^0 L_t^{\beta_2^0} K_t^{\beta_3^0}\}.$$



For Newton's method, the relevant gradient and Hessian matrices are

$$\begin{aligned}g(b) &= -2 \sum_{i=1}^n e_i \left( \frac{\partial h(x_i, b)}{\partial b} \right) \\H(b) &= \frac{\partial g(b)}{\partial b}.\end{aligned}$$

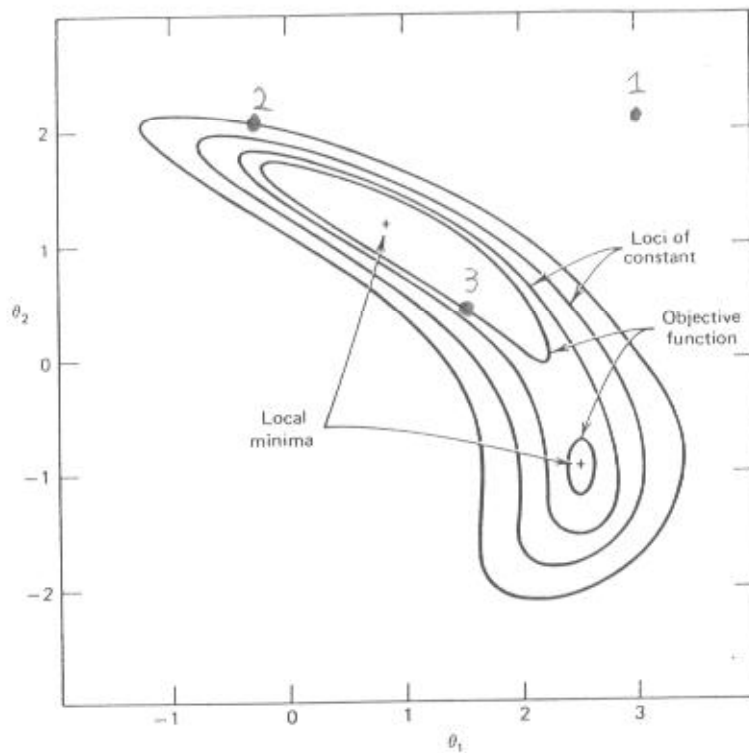


Figure B.2 Loci of constant objective function  $H(\theta)$ .

TABLE B.3 ITERATIONS OF THE NEWTON ALGORITHM

$n$	$\theta_{n,1}$	$\theta_{n,2}$	$H(\theta_n)$
1	3.000000	2.000000	264.3918
2	-0.084033	1.811210	20.6328
3	0.625029	1.423940	16.5105
4	0.817259	1.272776	16.0961
5	0.862590	1.237516	16.0818
6	0.864782	1.235753	16.0817
7	0.864787	1.235748	16.0817
8	0.864787	1.235748	16.0817
1	0.000000	2.000000	29.2758
2	0.334936	1.600435	17.7382
3	0.735040	1.336953	16.1955
4	0.849677	1.247743	16.0832
5	0.864541	1.235946	16.0817
6	0.864787	1.235749	16.0817
7	0.864787	1.235748	16.0817
8	0.864787	1.235748	16.0817
1	1.500000	0.500000	20.2951
2	2.256853	0.007135	20.7735
3	2.467047	-0.436460	21.0312
4	2.316982	-0.202435	20.9467
5	2.359743	-0.320579	20.9809
6	2.354457	-0.319153	20.9805
7	2.354471	-0.319186	20.9805
8	2.354471	-0.319186	20.9805

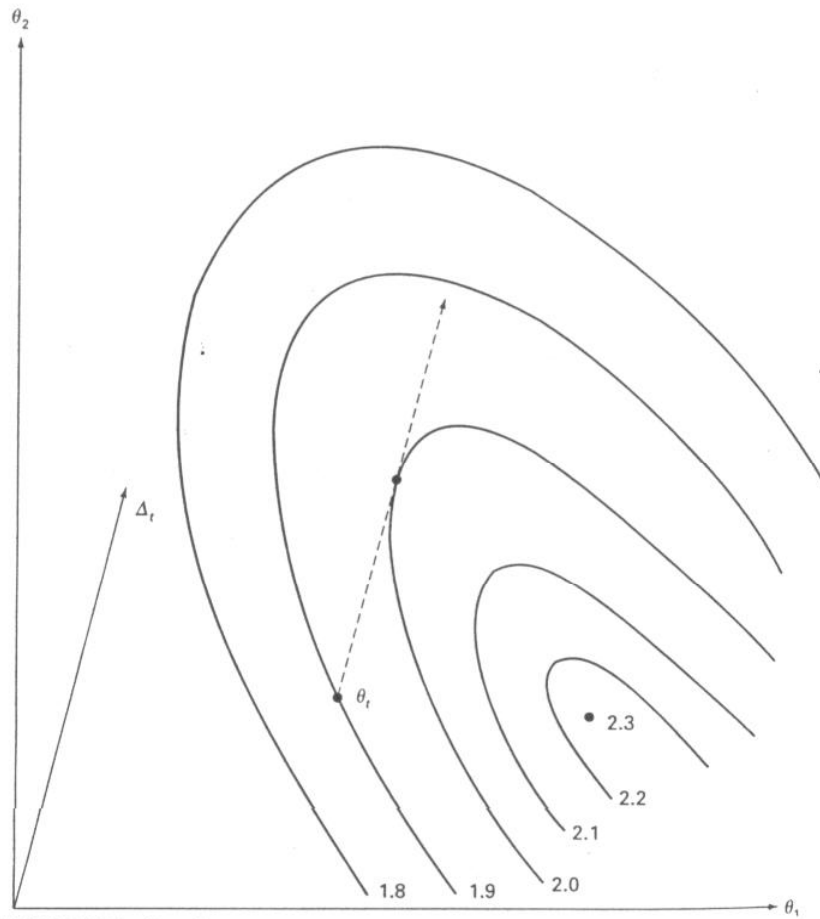


FIGURE 5.3 Iteration.

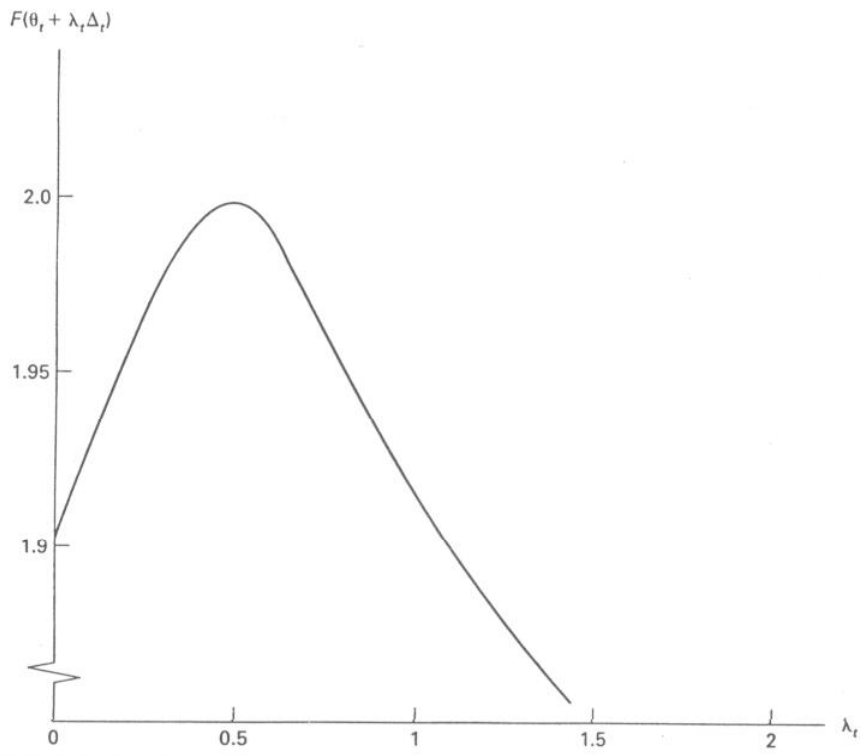


FIGURE 5.4 Line Search.